


# AWA STATION MOBILE COMPRESSED AIR SYSTEM

ENGINEERED  
SERVICE  
SOLUTION



**COMAIRCO**  
COMPRESSED AIR SPECIALISTS

 **AWA**  
ALL WEATHER AIR

SD & SDE PLATFORM

# AWA ENCLOSURES ARE AVAILABLE IN 3 PLATFORMS

## AWA MOBILE UNITS

**SD PLATFORM**  
Standard Design



**SDE PLATFORM**  
Standard design with engineering





**CD PLATFORM**  
Custom design



The **SD platform** is ideal for turnkey projects under 100hp. All pre-established standard combinations are included, engineering is fully included, and production time is accelerated.

The **SDE platform** is also a platform for turnkey projects of less than 100hp with possibilities of additional configuration. Inspired by the standard platform, our engineering team offers a variety of options at an attractive cost while still maintaining extremely reasonable finished product lead times.


The **CD platform** is particularly interesting for projects over 100hp requiring many customizations from the customer. Our entire team has the expertise to create a personalized layout of your equipment according to your production requirements. The configurations are endless!

EQUIPMENT	SD PLATFORM  Pre-defined equipment list standard less than 100 hp	SDE PLATFORM  Large choice of configuration and equipment possible	
	STANDARD		AVAILABLE OPTIONS
<b>COMPONENTS</b>			<b>EXTERIOR</b>
Roof	Pitched roof with drip rails		Standard
Doors	Lockable door. Operational doors from the interior or the exterior.		Additional door
Ventilation Panels	Automated louvers made of insulated aluminum.		Air Intake Covers
Floor	Liquid resistant floor, steel floor provides full containment thus preventing soil contamination.		Standard
Paint Color	Standard- Charcoal Grey		Choice of colors RAL chart
Paint Description	2-Part Polyurethane Paint System		Marine Grade Available.
Lighting	-		Exterior-Motion Activated
Custom sticker	Distributor or end user logo		
Unit mobility	4 lifting brackets on corners for crane lifting. Forklift pockets		Standard
			<b>INTERIOR</b>
Ventilation	Thermostatically controlled ventilation.		Standard
Piping	Aluminium piping system.		Standard
Indoor Heating	5 kW electric heating, internal heat recovery from the compressor.		Standard
Electrical panel and Electricity	NEMA 4 - CSA and UL Listed		Standard
Filters	Filtration on the air inlet, removable and washable filters.		Electrostatic or Paper Pleated
Lighting	Indoor lighting LED-Switched		Standard
Insulation	1" thermal foam insulation.		2" thermal foam insulation or Spray Foam for lower temperatures -50F
Outlet 120 V	120 V 10 amp convenience plug		Standard
			<b>ADDITIONAL EQUIPMENT AVAILABLE</b>
Tropical package	No Heater, No Insulation		Available on SD & SDE Models
Operation indicator lights and security	Red / Yellow operation lights		Available on SD & SDE Models
Extinguisher, ANSUL system	Fire extinguishers outside		Available on SD & SDE Models
Emergency Stop Button	-		Available on SD & SDE Models
Heat trace on condensate piping	-		Available on SD & SDE Models
NEMA 4X electrical panel	-		Available on SD & SDE Models



# WHY CHOOSE AN AWA?

- Free up valuable manufacturing space for more production equipment.
- Only one electrical, one discharge air and one condensate line required.
- The rugged enclosure protects your equipment from the worst weather conditions.
- Tested in environment from - 40°F to + 120°F.
- Decrease the interior noise levels; the insulation of walls and doors considerably reduces noise levels around exterior of package.
- Electric compressor vs Diesel compressor is approximately 8 times more energy efficient.
- Maximizes the efficiency of your electric air compressor outside.
- The addition of a mobile enclosure is not considered a building extension – Possibility of avoiding an increase in municipal taxes.
- Flexible solution; temporary or permanent solution. Check with your local city or municipality.
- Designed to be easily transported and moved.
- Automated controls provide the proper internal container temperatures all year round.



## EACH PROJECT IS UNIQUE, THAT'S WHY OUR AWA ARE FULLY CUSTOMIZABLE, PERFECT FOR LARGE SCALE PROJECTS!

The SDE / CD platform offers you a wide range of possibilities, specially designed for equipment over 100hp, this platform offers the flexibility you are looking for!

Whether for specialized applications, non-standard options, or special sizes, our engineering team is there to support you throughout the project. Our production center has accomplished more than 700 projects in the last 11 years and can offer the right solution for your needs as well as meet your expectations.

Please request our brochure on the CD platform, there's a world of possibilities waiting for you!



## DIMENSIONS TABLE

Sizes, weights and specifications of standard models.

MODEL	WEIGHT (LBS)*	LENGTH (IN)	WIDTH (IN)	HEIGHT (IN)
SD4	2300	55	102	113 to 116
SD8	3600	100	99	113 to 116
SD12	4500	154	99	113 to 116
SD16	5400	198	99	113 to 116
SD20	7300	242	99	103 to 127
SD24	8800	286	99	113 to 137
SD28	10220	330	99	113 to 137
SD32	12000	385	99	114 to 137

\* Without equipment inside. Custom width and height also available.



INTERIOR VIEW



EASY HANDLING WITH LIFTING BRACKETS FOR CRANE

## ARE YOU THINKING ABOUT EXPANDING YOUR CURRENT BUILDING... AN AWA COULD BE A MUCH MORE ECONOMICAL OPTION

By expanding your facilities, have you thought about...

### Time required for:

- the steps to be taken in the local town planning office?
- building permit to be approved?
- the selection of the contractor?
- check the progress of the work?
- manage the unanticipated?

### Fees:

- related to construction?
- the unexpected? (Project Delays)
- extra cost due to over-runs?
- municipal taxes that will increase as your area increases?
- expensive architects' fees?
- from an accounting point of view, the extra floor space not used for production also reduces the square foot efficiency of your plant?

Eliminate the headache of planning and managing a plant expansion. The selection of an AWA mobile unit saves you time, money & manufacturing floor space. It couldn't be simpler!



allweather-air.com

833-AWA-0200   
(833-292-0200)

