

AWA OUTDOOR COMPRESSED AIR STATION

ENGINEERED
SERVICE
SOLUTION



COMAIRCO
COMPRESSED AIR SPECIALISTS



AWA
ALL WEATHER AIR

CD PLATFORM
CUSTOM DESIGN

Presents **AWA**, (All Weather Air), portable stations. These units combine durability, reliability and ease of use to operate your compressed air equipment outdoors year-round, regardless of the weather conditions.

Distributed in more than 10 countries **AWA** are used for permanent and short-term installations (rentals), when there is a lack of interior space, or to reduce the cost of installation, to protect your equipment against the weather, or simply to reduce noise levels (DBA) in the facility. The **AWA** offers a reduced operating cost of up to eight times less than an equivalent diesel compressor.

We can design and manufacture custom installations that will suit your needs.

EQUIPMENT	STANDARD	OPTIONAL
	EXTERIOR	
Roof	Cambered roof with integrated gutters assures no water infiltration or accumulation.	–
Doors	Lockable door. Solid or windowed doors.	–
Ventilation Panels	Automatic louvers, insulated made of aluminum.	Goose neck
Floor	Liquid resistant, steel floor provides full containment thus preventing soil contamination.	–
Paint Color	Charcoal Standard.	Choice of colors, RAL chart.
Paint system	2-component urethane paint system standard.	Alternate systems for all types of environments.
Outdoor lighting	–	Photovoltaic lighting.
INTERIOR		
Ventilation	Thermostatically Controlled Ventilation.	–
Electrical connection	–	Electrical quick connection for power supply optional available on some models, (consult Factory).
Piping	Aluminum system standard.	Choice of piping available.
Indoor heating	Convection auxiliary heating, internal heat recovery.	–
Electrical panel and electricity	NEMA 4 CSA Certification Standard, UL Listing, CSA-US, with integrated circuit breakers standard.	NEMA 4X. With additional breakers available.
Filters	Filtration on the air inlet, removable and washable filters.	Selection of filters according to your site conditions available.
Indoor lighting	LED lighting	Industrial LED lighting
Insulation	1" of industrial urethane thermal insulation	–
ADDITIONAL EQUIPMENT AVAILABLE		
Unit Mobility	By forklift. 4 lifting eyes standard on 22' and above and optional on below 22'	Optional crane structure for lifting.
Operation indicator lights and security	–	Selection of warning beacons and sirens. Fire extinguisher, ANSUL system.
Certification	CSA and UL Listed	Other certifications available on demand.
Onsite Equipment maintenance	–	Equipment maintenance plan performed by certified technicians .

WHY CHOOSE AN AWA?

- The 1" foam insulation in the walls and doors reduces noise level around the exterior of the package
- Free up valuable manufacturing space for more production equipment.
- Flexible solution; temporary or permanent solution.
- Tested in environment from - 40°F to + 120°F.
- Electric compressor vs Diesel compressor is approximately 8 times more energy efficient.
- Being a mobile container your local municipality may not increase your taxes since this is not considered a permanent structure improvement. Check with your tax advisor.
- Maximizes the efficiency of your electric air compressor outside.
- Ease of maintenance due to multiple doors providing easy access to the equipment inside.
- Designed to be easily transported and moved.
- The rugged enclosure protects your equipment from the worst weather conditions.
- Automated controls provide the proper internal container temperatures all year round.
- No concrete slab or additional installation required.*
- Only one electrical and pneumatic connection required.
- Possibility to put your existing equipment inside an AWA.
- Can accommodate nitrogen generators.

*(except model AWA400 and larger)



MOVING BY FORKLIFT



MOVING BY CRANE



INSIDE VIEW





CD-200



AWA - CUSTOM

When deciding to put compressed air equipment outdoors, many solutions are often evaluated, the sea container is frequently compared to the AWA. Here is a comparison chart that illustrates the main differences.


COMPARATIVE BOARD BETWEEN AWA UNIT AND SEA STANDARD CONTAINER

	AWA Unit 	Sea Container 
Wall Construction	12 Gauge Steel cut and folded to give extreme rigidity to different AWA cabinet configurations. Allows the interior installation of various accessories.	Corrugated steel panels; the installation of equipment and accessories inside is more complex and expensive.
Floor structure	One-piece steel floor 1/4 thick. Facilitates the securing of equipment, directly to the floor.	Wood floor does not contain fluid flows. Difficult to achieve adequate securing of equipment.
Access / Doors	One of the great strengths of AWA, between 3 and 8 * large doors strategically placed to easily maintain any equipment inside. (* Depending on the size of the AWA).	Often only 1 door available. The adding of extra doors is often expensive and often not hermetic.
Roof	Inclined to prevent water accumulation. Some equipment can be easily attached to the ceiling using roof trusses.	Flat, contributes to water accumulation and possibility of water infiltration. Adding equipment to the ceiling is more complex; requires more hardware and installation time.
Ventilation	Large dedicated wall openings suitable for all types of compressors. No need to roof mount air deflectors, no additional handling on site allows for easy transportation.	Wall ventilation difficult, additional equipment (deflectors) on the roof are often necessary and add expense. Roof penetration usually necessary which can lead to water infiltration. Additional handling on-site often required.
Soundproofing and insulation	1" of industrial urethane foam insulation. Absorbs compressor noise and prevents condensation. Also available in sprayed urethane. Protects equipment in environments from -40°F to +120°F.	Insulation and soundproofing optional. Often costly in installation labor.
Transportation to the site	Numerous anchor points for easy truck transportation.	Same as a regular container.
Mobility	Rugged draggable skid with large eyelets allowing for move-ment on site. Forklift pockets in the base for handling by forklift. Optional: reinforced certified crane structure with 4 attachment points.	Opening in the base for handling by forklift only.
Width	Option to make custom widths to suit equipment requirement.	Standard width 96".
Paint	Surface preparation with sandblasting. Standard : 2-Component Urethane DTM. Option to use any other existing system as required.	Paint system from the container manufacturer.
Aesthetics	Modern industrial design with clean lines, the AWA can be seen without disturbing the landscape. Our choices of colors allow you to completely match the color of your existing installations.	Cube without aesthetics. Does not blend well in most environments, difficult to match existing structures.
Country of origin	Made entirely in North America.	Typically made in China.

EVERY PROJECT IS UNIQUE. THAT'S WHY OUR AWA'S ARE FULLY CUSTOMIZABLE!

Here are some options available.

- All makes and models of compressors can be installed in our AWA including Class 0 Oil-Free Models ISO 8573-1.
- Heat recovery for external use.
- Outdoor lighting with photo-voltaic cells.
- Fire extinguishers, ANSUL system.
- Stainless steel ventilation louvers.
- Structural modification for lifting by crane.
- Custom paint jobs according to your specifications.
- Multi-voltage electrical panels.
- Sound or visual alarm equipment.
- Non-standard widths.





ARE YOU THINKING ABOUT EXPANDING YOUR CURRENT BUILDING...

AN AWA COULD BE A MUCH MORE ECONOMICAL OPTION

By expanding your facilities, have you thought about...

Time required for:

- the steps to be taken in the urban planning office?
- building permit to be approved?
- the new certificate of location?
- the selection of the contractor?
- check the progress of the work?
- manage the unanticipated?

Fees:

- related to construction?
- the unexpected? (Project Delays)
- extra cost due to over-runs?
- municipal taxes that will increase as your area increases?
- expensive architects' fees?
- from an accounting point of view, the extra floor space not used for production also reduces the square foot efficiency of your plant?

Eliminate the headache of planning and managing a plant expansion. The selection of an AWA mobile unit saves you time, money & manufacturing floor space. It couldn't be simpler!

COMAIRCO
LA SOLUTION EN AIR COMPRIMÉ

allweather-air.com

833-AWA-0200
(833-292-0200)

